

Welcome to

Level Up!

*Products and partners for your
self-funded health plan*





PHP TPA Services: Partnering for growth

Lisa Gibson, President, PHP TPA Services

May 18, 2022



About me

- Passion for the business and serving our clients
- Extensive TPA experience
- Navigating industry changes to contain healthcare costs
 - Aggregate claims, dialysis, denied stop loss

Best Practices – Bringing the Best Together


- Began process of blending two organizations in January 2021
- Analyzed all processes and procedures
 - Plan Document project
 - Enhanced pre-certification guidelines
- **Goal: Customizable with Structure**

Partnerships to Grow With

- Streamline vendors for quality and consistency
- Process opened the door for new, innovative vendor partners
- New claims system: VBA – Virtual Benefits Administrator



VBA – Virtual Benefits Administrator

- Robust Process Automation
 - Integrated Web Portals: member, employer, broker, and provider
 - Interactive Voice Response (IVR)
 - Chat Feature
 - Member Mobile App
 - Healthcare Bluebook Transparency Tool
- 
- Decorative wavy lines in shades of purple and green at the bottom of the slide.

VBA Gateway

- Verify Eligibility
- Claim Submission & Status
- Pre-Authorization Submission & Status

- Virtual ID Cards
- Secure Messaging
- View Eligibility & Claims Details
- Care Alerts
- Cost Estimator
- Provider Finder



- Group Analytics across entire book of business
 - Commission Payment Insight
 - Employee Record Management
 - Secure Messaging
-
- Plan Insights & Analytics
 - Enrollment Configuration & Submission
 - Premium Invoice Management
 - Employee Record Management

VBAanalytics – Actionable Business Insights



Intuitive and powerful UI design allowing personal configuration



Quickly and easily identify trends and population level economic information



Prebuilt analytics scores for claims utilization, risk indicators, operational efficiency, and more



Real-time interactive dashboards embedded with Esri data and powered by Microsoft BI

VBA Cost Transparency

- Industry-leading cost and quality ranking methodology
- Enables employees to choose the most appropriate facilities and doctors for their healthcare needs.
- For payers and administrators, provides advanced EOB compliance, support for machine readable files, and an online shopping tool that easily interfaces with VBAGateway.



Online Shopping Tool

Display specific pricing by network, out-of-pocket costs and more



Generate Required Reports

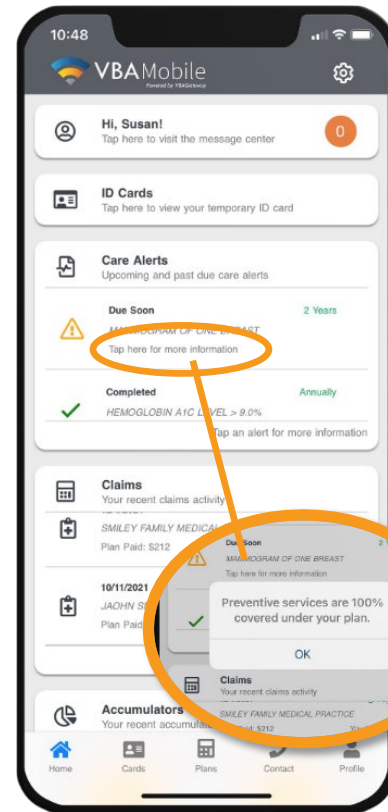
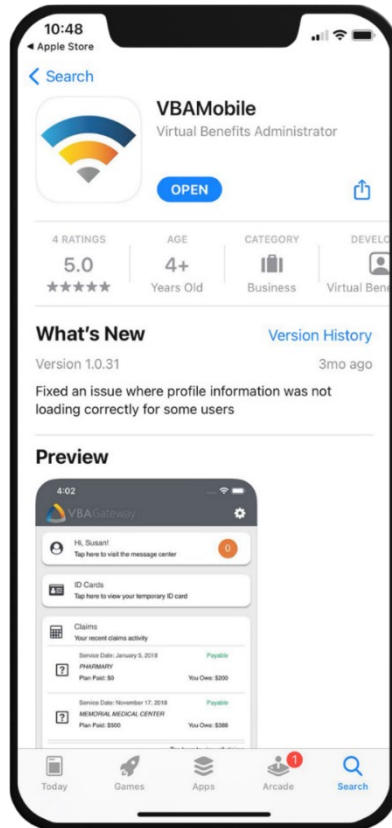
Create machine readable files for in-network, out-of-network and Rx public rates



Full EOB Compliance

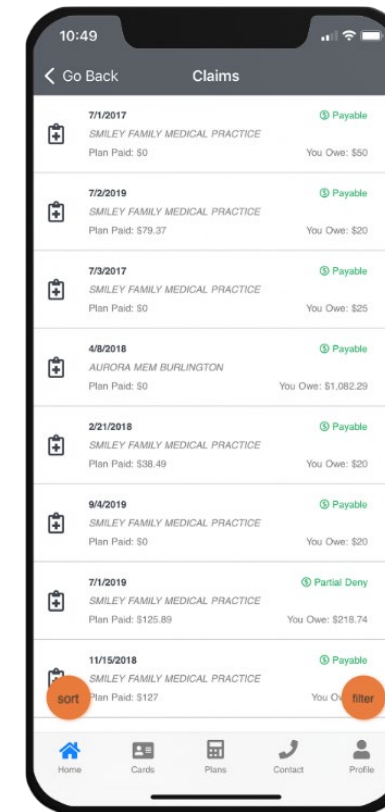
Show members their network status, accumulators, OOP pricing and more

VBA Mobile – Member Mobile App



Home screen summarizes a member's latest activity and allows quick navigation to additional details.

- Real-Time Communication
- ID Card and Plan Details
- Care Gap Alerts
- Most Recent Claims
- Benefits Used & Remaining



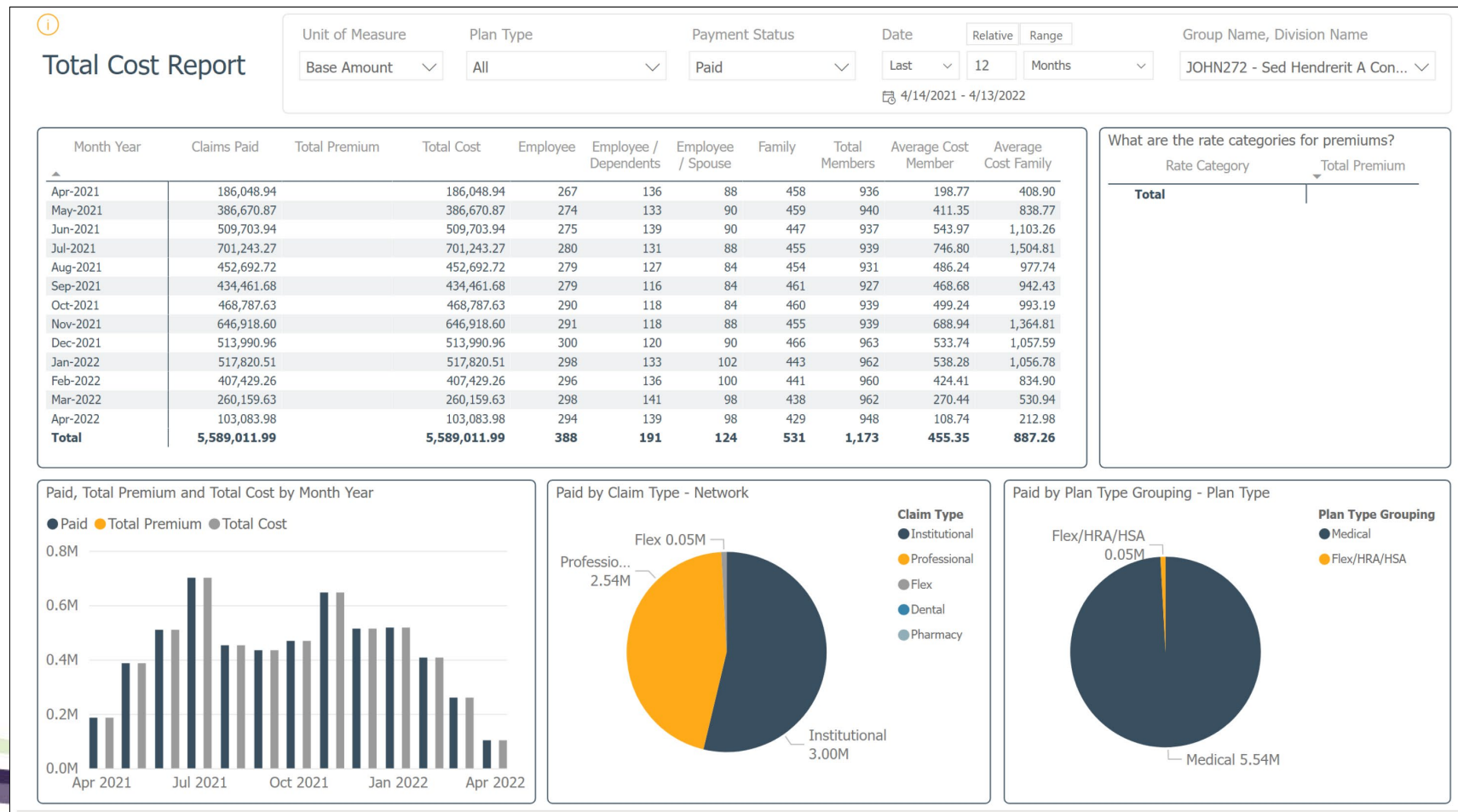
Member claim information across all covered plans in a single, easy-to-navigate claims list.

- Service Details by Claim
- Sort and Filter Options
- Claim Type & Status Indicators
- Service Provider Details



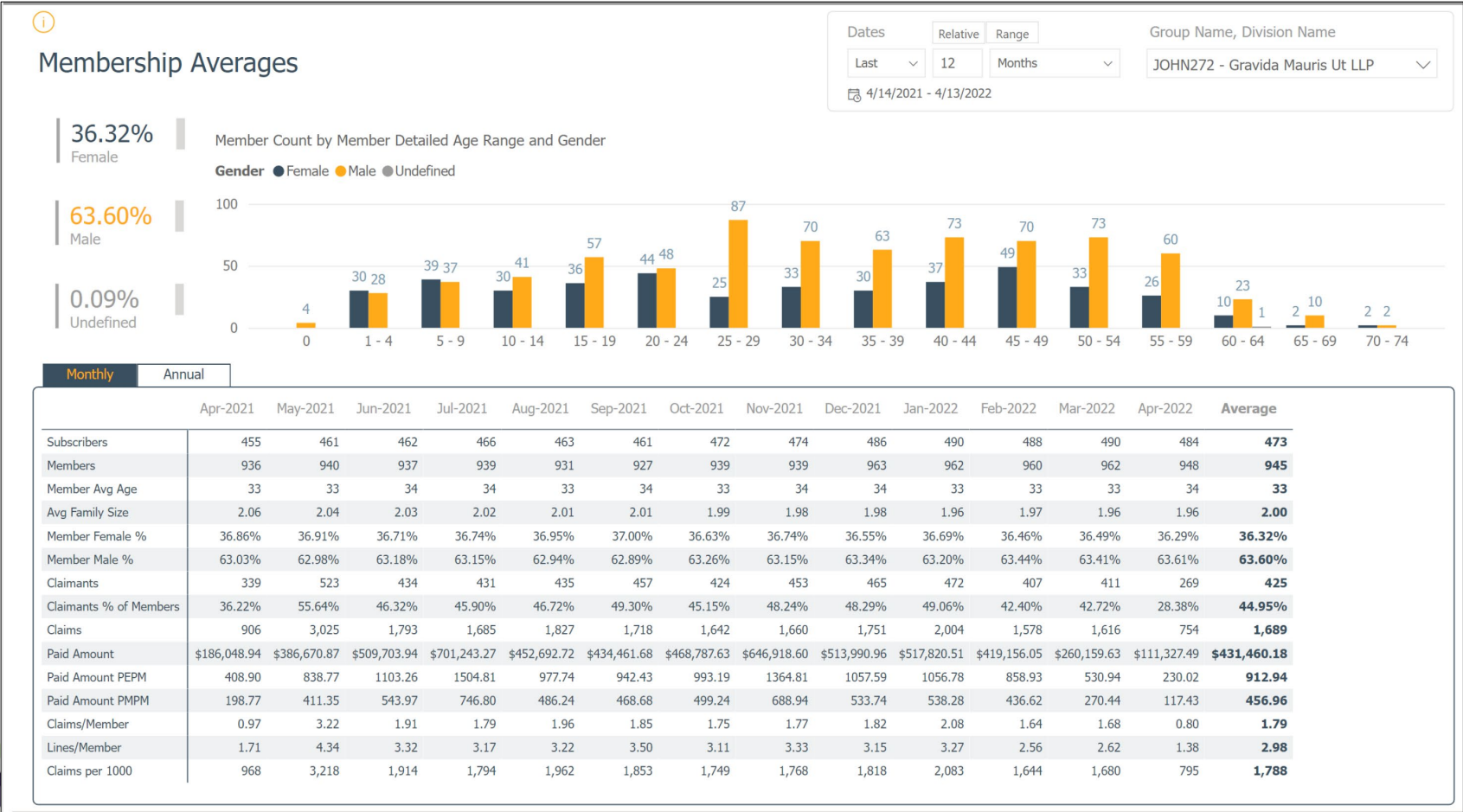
Total Cost Reporting

Financial insight into the cost to administer plan benefits



Census Reporting

Deep dive analysis into enrollment trends by gender, age range and plan tiers



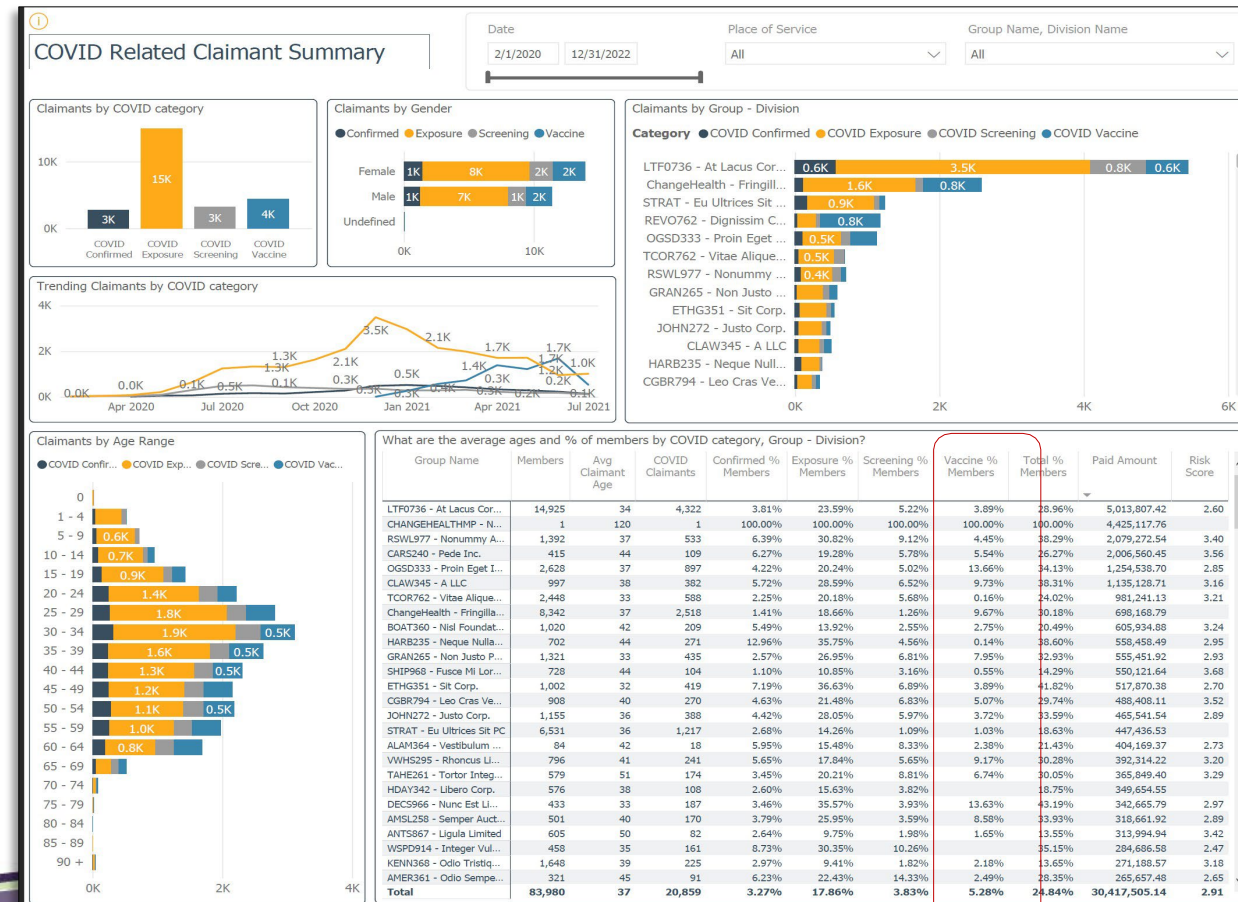
Insight into how the plans are performing and what is driving the spend



Use Case #1

An employer group is trying to decide if they need to put a COVID vaccination policy in place for their in-office employees. They come to you to see if you can provide some insight into how many of their employee have been vaccinated.

Go to the COVID Related Claimant Summary:



Use Case #2

A group is coming up for renewal. The broker notices that the group's pharmacy drug costs have increased by 33% and they want to figure out the top high-cost drugs to explore changes to the formulary.

STEP 1- Identify the YOY Change

Cross Category Spend

Reporting Period: 7/1/2020 - 6/30/2021

Comparison Period (PY): 7/1/2019 - 6/30/2020

Unit of Measure

Base Amount

Paid Date

Last

12

Months (Calendar)

Group Name, Division Name

AFLR350 - El Libro Proin Corp.

7/1/2020 - 6/30/2021

Pos - Claim Type	Org - Provider	Group - Division - Plan	Benefit Category	Procedure Group	Revenue Group	Diagnosis	Relationship - Gender	Ex Code	
Place of Service - Claim Type									
Place of Service	Claimants	Claims	Billed	Allowed	Not Covered	COB	Member Responsibility	Paid	
								YoY Paid Change %	
Outpatient Hospital	54	252	487,614.46	405,774.79	79,315.57	0.00	22,668.03	306,791.19	101,225.93 205,561.26 203.06%
Office	89	693	233,648.32	195,742.14	11,895.76	0.00	41,948.59	141,897.79	36,962.89 104,934.90 283.89%
Pharmacy	80	1,115	143,381.11	143,381.11	0.00	0.00	3,355.17	140,025.94	106,790.42 33,235.52 31.12%
Finance Invoice	6	46	131,255.08	131,245.28	250.00	0.00	0.00	138,955.28	118,459.79 12,535.49 10.58%
Inpatient Hospital	5	24	106,105.58	95,537.88	-29,347.59	0.00	2,444.09	122,441.38	59,320.81 63,120.57 106.41%
Emergency Room - Hospital	16	54	80,532.60	74,885.34	34,378.44	0.00	6,952.65	33,554.25	15,156.41 18,397.84 121.39%
Ambulatory Surgical Center	3	13	71,075.00	40,824.84	10,216.31	0.00	996.28	29,602.25	13,287.32 16,314.93 123.79%
Independent Laboratory	30	121	38,440.42	26,226.83	592.42	0.00	4,848.81	29,885.60	5,143.80 15,741.80 305.03%
Home	5	17	20,079.97	11,237.13	3,093.52	0.00	377.30	7,788.31	4,969.26 2,828.05 36.99%
Total	163	2,365	1,315,476.17	1,125,983.52	101,471.40	0.00	87,831.84	937,466.28	462,738.51 474,741.77 102.59%

Pos - Claim Type

Org - Provider

Group - Division - Plan

Benefit Category

Procedure Group

Revenue Group

Diagnosis

↑

↓

↕

↶

↷

↸

↹

↺

↻

↼

↽

↾

↿

⇅

⇆

⇇

⇈

⇉

⇊

⇋

⇌

⇍

⇎

⇏

⇐

⇑

⇒

⇓

⇔

⇕

⇖

⇗

⇘

⇙

⇚

⇛

⇜

⇝

⇞

⇟

⇠

⇡

⇢

⇣

⇤

⇥

⇦

⇧

⇩

⇪

⇫

⇬

⇭

⇮

⇯

⇰

⇱

⇲

⇳

⇴

⇵

⇶

⇷

⇸

⇹

⇺

⇻

⇼

⇽

⇾

⇿

↩

↪

↫

↬

↭

↮

↯

↰

↱

↲

↳

↴

↵

↶

↷

↸

↹

↺

↻

↼

↽

↾

↿

⇅

⇆

⇇

⇈

⇉

⇊

⇋

⇌

⇍

⇎

⇏

⇐

⇑

⇒

⇓

⇔

⇕

⇖

⇗

⇘

⇙

⇚

⇛

⇜

⇝

⇞

⇟

⇠

⇡

⇢

⇣

⇤

⇥

⇦

⇧

⇩

⇪

⇫

⇬

⇭

⇮

⇯

⇰

⇱

⇲

⇳

⇴

⇵

⇶

⇷

⇸

⇹

⇺

⇻

⇼

⇽

⇾

⇿

↩

↪

↫

↬

↭

↮

↯

↰

↱

↲

↳

↴

↵

↶

↷

↸

↹

↺

↻

↼

↽

↾

↿

⇅

⇆

⇇

⇈

⇉

⇊

⇋

⇌

⇍

⇎

⇏

⇐

⇑

⇒

⇓

⇔

⇕

⇖

⇗

⇘

⇙

⇚

⇛

⇜

⇝

⇞

⇟

⇠

⇡

⇢

⇣

⇤

⇥

⇦

⇧

⇩

⇪

⇫

⇬

⇭

⇮

⇯

⇰

⇱

⇲

⇳

⇴

⇵

⇶

⇷

⇸

⇹

⇺

⇻

⇼

⇽

⇾

⇿

↩

↪

↫

↬

↭

↮

↯

↰

↱

↲

↳

↴

↵

↶

↷

↸

↹

↺

↻

↼

↽

↾

↿

⇅

⇆

⇇

⇈

⇉

⇊

⇋

⇌

⇍

⇎

⇏

⇐

⇑

⇒

⇓

⇔

⇕

⇖

⇗

⇘

⇙

⇚

⇛

⇜

⇝

⇞

⇟

⇠

⇡

⇢

⇣

⇤

⇥

⇦

⇧

⇩

⇪

⇫

⇬

⇭

⇮

⇯

⇰

⇱

⇲

⇳

⇴

⇵

⇶

⇷

⇸

⇹

⇺

⇻

⇼

⇽

⇾

⇿

↩

↪

↫

↬

↭

↮

↯

↰

↱

↲

↳

↴

↵

↶

↷

↸

↹

↺

↻

↼

↽

↾

↿

⇅

⇆

⇇

⇈

⇉

⇊

⇋

⇌

⇍

⇎

⇏

⇐

⇑

⇒

⇓

⇔

⇕

⇖

⇗

⇘

⇙

⇚

⇛

⇜

⇝

⇞

⇟

⇠

⇡

⇢

⇣

⇤

⇥

⇦

⇧

⇩

⇪

⇫

⇬

⇭

⇮

⇯

⇰

⇱

⇲

⇳

⇴

⇵

⇶

⇷

⇸

⇹

⇺

⇻

⇼

⇽

⇾

⇿

↩

↪

↫

↬

↭

↮

↯

↰

↱

↲

↳

↴

↵

↶

↷

↸

↹

↺

↻

↼

↽

↾

↿

⇅

⇆

⇇

⇈

⇉

⇊

⇋

⇌

⇍

⇎

⇏

⇐

⇑

⇒

⇓

⇔

⇕

⇖

⇗

⇘

⇙

⇚

⇛

⇜

⇝

⇞

⇟

⇠

⇡

⇢

⇣

⇤

⇥

⇦

⇧

⇩

⇪

⇫

⇬

⇭

⇮

⇯

⇰

⇱

⇲

⇳

⇴

⇵

⇶

⇷

⇸

⇹

⇺

⇻

⇼

⇽

⇾

⇿

↩

↪

↫

↬

↭

↮

↯

↰

↱

↲

↳

↴

↵

↶

↷

↸

↹

↺

↻

↼

↽

↾

↿

⇅

⇆

⇇

⇈

⇉

⇊

⇋

⇌

⇍

⇎

⇏

⇐

⇑

⇒

⇓

⇔

⇕

⇖

⇗

⇘

⇙

⇚

⇛

⇜

⇝

⇞

⇟

⇠

⇡

⇢

⇣

⇤

⇥

⇦

⇧

⇩

⇪

⇫

⇬

⇭

⇮

⇯

⇰

⇱

⇲

⇳

⇴

⇵

⇶

⇷

⇸

⇹

⇺

⇻

⇼

⇽

⇾

⇿

↩

↪

↫

↬

↭

↮

↯

↰

↱

↲

↳

↴

↵

↶

↷

↸

↹

↺

↻

↼

↽

↾

↿

⇅

⇆

⇇

⇈

⇉

⇊

⇋

⇌

⇍

⇎

⇏

⇐

⇑

⇒

⇓

⇔

⇕

⇖

⇗

⇘

⇙

⇚

⇛

⇜

⇝

⇞

⇟

⇠

⇡

⇢

⇣

⇤

⇥

⇦

⇧

⇩

⇪

⇫

⇬

⇭

⇮

⇯

⇰

⇱

⇲

⇳

⇴

⇵

⇶

⇷

⇸

⇹

⇺

⇻

⇼

⇽

⇾

⇿

↩

↪

↫

↬

↭

↮

↯

↰

↱

↲

↳

↴

↵

↶

↷

↸

↹

↺

↻

↼

↽

↾

↿

⇅

⇆

⇇

⇈

⇉

⇊

⇋

⇌

⇍

⇎

⇏

⇐

⇑

⇒

⇓

⇔

⇕

⇖

⇗

⇘

⇙

⇚

⇛

⇜

⇝

⇞

⇟

⇠

⇡

⇢

⇣

⇤

⇥

⇦

⇧

⇩

⇪

⇫

⇬

⇭

⇮

⇯

⇰

⇱

⇲

⇳

⇴

⇵

⇶

⇷

⇸

⇹

⇺

⇻

⇼

⇽

⇾

⇿

↩

↪

↫

↬

↭

↮

↯

↰

↱

↲

↳

↴

↵

↶

↷

↸

↹

↺

↻

↼

↽

↾

↿

⇅

⇆

⇇

⇈

⇉

⇊

⇋

⇌

⇍

⇎

⇏

⇐

⇑

⇒

⇓

⇔

⇕

⇖

⇗

⇘

⇙

⇚

⇛

⇜

⇝

⇞

⇟

⇠

⇡

⇢

⇣

⇤

⇥

⇦

⇧

⇩

⇪

⇫

⇬

⇭

⇮

⇯

⇰

⇱

⇲

⇳

⇴

⇵

⇶

⇷

⇸

⇹

⇺

⇻

⇼

⇽

⇾

⇿

↩

↪

↫

↬

↭

↮

↯

↰

↱

↲

↳

↴

↵

↶

↷

↸

↹

↺

↻

↼

↽

↾

↿

⇅

⇆

⇇

⇈

⇉

⇊

⇋

⇌

⇍

⇎

⇏

⇐

⇑

⇒

⇓

⇔

⇕

⇖

⇗

⇘

⇙

⇚

⇛

⇜

⇝

⇞

⇟

⇠

⇡

⇢

⇣

⇤

⇥

⇦

⇧

⇩

⇪

⇫

⇬

⇭

⇮

⇯

⇰

⇱

⇲

⇳

⇴

⇵

⇶

⇷

⇸

⇹

⇺

⇻

⇼

⇽

⇾

⇿

↩

↪

↫

↬

↭

↮

↯

↰

↱

↲

↳

↴

↵

↶

↷

↸

↹

↺

↻

↼

↽

↾

↿

⇅

⇆

⇇

⇈

⇉

⇊

⇋

⇌

⇍

⇎

⇏

⇐

⇑

⇒

⇓

⇔

⇕

⇖

⇗

⇘

⇙

⇚

⇛

⇜

⇝

⇞

⇟

⇠

⇡

⇢

⇣

⇤

⇥

⇦

⇧

⇩

⇪

⇫

⇬

⇭

⇮

⇯

⇰

⇱

⇲

⇳

⇴

⇵

⇶

⇷

⇸

⇹

⇺

⇻

⇼

⇽

⇾

⇿

↩

↪

↫

↬

↭

↮

↯

↰

↱

↲

↳

↴

↵

↶

↷

↸

↹

↺

↻

↼

↽

↾

↿

⇅

⇆

⇇

⇈

⇉

⇊

⇋

⇌

⇍

⇎

⇏

⇐

⇑

⇒

⇓

⇔

⇕

⇖

⇗

⇘

⇙

⇚

⇛

⇜

⇝

⇞

⇟

⇠

⇡

⇢

⇣

⇤

⇥

⇦

⇧

⇩

⇪

⇫

⇬

⇭

⇮

⇯

⇰

⇱

⇲

⇳

⇴

⇵

⇶

⇷

⇸

⇹

⇺

⇻

⇼

⇽

⇾

⇿

↩

↪

↫

↬

↭

↮

↯

↰

↱

↲

↳

↴

↵

↶

↷

↸

↹

↺

↻

↼

↽

↾

↿

⇅

⇆

⇇

⇈

⇉

⇊

⇋

⇌

⇍

⇎

⇏

⇐

⇑

⇒

⇓

⇔

⇕

⇖

⇗

⇘

⇙

⇚

⇛

⇜

⇝

⇞

⇟

⇠

⇡

⇢

⇣

⇤

⇥

⇦

⇧

⇩

⇪

⇫

⇬

⇭

⇮

⇯

⇰

⇱

⇲

⇳

⇴

⇵

⇶

⇷

⇸

⇹

⇺

⇻

⇼

⇽

⇾

⇿

↩

↪

↫

↬

↭

↮

↯

↰

↱

↲

↳

↴

↵

↶

↷

↸

↹

↺

↻

↼

↽

↾

↿

⇅

⇆

⇇

⇈

⇉

⇊

⇋

⇌

⇍

⇎

⇏

⇐

⇑

⇒

⇓

⇔

⇕

⇖

⇗

⇘

⇙

⇚

⇛

⇜

⇝

⇞

⇟

⇠

⇡

⇢

⇣

⇤

⇥

⇦

⇧

⇩

⇪

⇫

⇬

⇭

⇮

⇯

⇰

⇱

⇲

⇳

⇴

⇵

⇶

⇷

⇸

⇹

⇺

⇻

⇼

⇽

⇾

⇿

↩

↪

↫

↬

↭

↮

↯

↰

↱

↲

↳

↴

↵

↶

↷

↸

↹

↺

↻

↼

↽

↾

↿

⇅

⇆

⇇

⇈

⇉

⇊

⇋

⇌

⇍

⇎

⇏

⇐

⇑

⇒

⇓

⇔

⇕

⇖

⇗

⇘

⇙

⇚

⇛

⇜

⇝

⇞

⇟

⇠

⇡

⇢

⇣

⇤

⇥

⇦

⇧

⇩

⇪

⇫

⇬

⇭

⇮

⇯

⇰

⇱

⇲

⇳

⇴

⇵

⇶

⇷

⇸

⇹

⇺

⇻

⇼

⇽

⇾

⇿

↩

↪

↫

↬

↭

↮

↯

↰

↱

STEP 2 - Identify the top high-cost drugs

Rx Detail

338
Drugs

1,151
Claims

82
Claimants

Unit of Measure

Base Amount

What are the drugs that make up the spend?

Drug_Code	Brand Name	Generic Name	Paid	Claims	Avg Paid
00078063941	COSENTYX	secukinumab	65,904.25	14	4,707.45
57894003001	REMICADE	infliximab	4,653.58	1	4,653.58
66993058697	fluticasone propionate...	fluticasone propionate and sal...	3,823.65	3	1,274.55
68462043318	Colesevelam Hydrochl...	COLESEVELAM HYDROCHLORIDE	1,470.78	2	735.39
00088221905	Lantus Solostar	Insulin glargine	2,841.59	4	710.40
00406802003	buprenorphine hydroc...	buprenorphine hydrochloride a...	4,028.19	8	503.52
00002879959	Humalog	Insulin lispro	3,281.52	7	468.79
00069047103	CHANTIX	varenicline tartrate	454.83	1	454.83
00169633910	NOVOLOG	insulin aspart	892.16	2	446.08
55111036031	Desloratadine	Desloratadine	367.81	1	367.81
00024586903	TOUJEO	Insulin glargine	2,561.86	7	365.98
68462053465	Tacrolimus	tacrolimus	360.41	1	360.41
00023004203	TAZORAC	tazarotene	710.04	2	355.02
00093598627	Epinephrine	Epinephrine	341.29	1	341.29
59417010510	Vyvanse	lisdexamfetamine dimesylate	2,559.89	9	284.43
00169320415	Fiasp	insulin aspart injection	1,115.20	4	278.80
Total			145,343.70	1,151	126.28

Use Case #3

Now that the U.S. is opening back up, a payer wants to make sure that all their members are getting their routine screenings completed. They are looking to create a routine screening marketing campaign and reward those that complete their screenings.

STEP 1

Filter for Routine Screenings HEDIS Measures

STEP 2

From this report you can filter by:

- Compliant vs Non Compliant
- By group
- By type of screening

Export the data and use as a call
to action list

1

Prevention and Screening

Breast Cancer Screening

Cervical Cancer Screening

Chlamydia Screening in Women

Colorectal Cancer Screening

Group Name	Members	Eligible Population	Compliant	Non-Compliant	Score
LTF0736 - At Lacus Corporation	14,338	3,411	1,028	2,603	26.9%
Cervical Cancer Screening	14,338	2,786	743	2,043	26.7%
Colorectal Cancer Screening	14,338	731	80	651	10.9%
Breast Cancer Screening	14,338	422	185	237	43.8%
Chlamydia Screening in Women	14,338	200	104	96	52.0%
TCOR762 - Vitae Aliquet Nec Associates	2,717	1,156	320	980	21.3%
Cervical Cancer Screening	2,717	920	155	765	16.8%
Colorectal Cancer Screening	2,717	435	50	385	11.5%
Breast Cancer Screening	2,717	265	118	147	44.5%
Chlamydia Screening in Women	2,717	61	35	26	57.4%
OGSD333 - Proin Eget Incorporated	2,459	782	270	601	28.6%
Cervical Cancer Screening	2,459	573	145	428	25.3%
Colorectal Cancer Screening	2,459	266	55	211	20.7%
Breast Cancer Screening	2,459	137	74	63	54.0%
Chlamydia Screening in Women	2,459	63	23	40	36.5%
RSWL977 - Nonummy Ac Feugiat LLC	1,311	449	158	332	30.4%
Cervical Cancer Screening	1,311	283	94	189	33.2%
Colorectal Cancer Screening	1,311	204	36	168	17.6%
Breast Cancer Screening	1,311	98	41	57	41.8%
Chlamydia Screening in Women	1,311	31	16	15	51.6%
BOAT360 - Nisi Foundation	920	416	75	366	17.5%
Colorectal Cancer Screening	920	250	18	232	7.2%
Cervical Cancer Screening	920	236	50	186	21.2%
Breast Cancer Screening	920	97	32	65	33.0%
Chlamydia Screening in Women	920	23	6	17	26.1%
CLAW345 - A LLC	927	388	113	310	24.4%
Cervical Cancer Screening	927	238	62	176	26.1%
Colorectal Cancer Screening	927	195	27	168	13.8%
Breast Cancer Screening	927	74	28	46	37.8%
Chlamydia Screening in Women	927	35	15	20	42.9%
CGBR794 - Leo Cras Vehicula Industries	893	380	121	317	26.1%

Member Name	Breast Cancer Screening	Cervical Cancer Screening	Chlamydia Screening in Women	Colorectal Cancer Screening
ABBOT GARDNER		✗		
ABBOT GARDNER		✓		
ABBOT GARDNER		✗		
ABBOT GARDNER	✗			✗
ABBOT GARDNER			✗	
ABBOT GARDNER		✗		
ABBOT GARDNER		✓		
ABBOT GARDNER	✗			
ABBOT GARDNER		✗		
ABBOT GARDNER		✗		✓
ABDUL HOLDEN		✓		✓
ABDUL HOLDEN	✓	✓		
ABDUL HOLDEN		✗		
ABDUL HOLDEN			✓	✗
ABDUL HOLDEN		✓		
ABDUL HOLDEN		✗		
ABDUL HOLDEN		✗		
ABDUL HOLDEN		✗		
ABDUL HOLDEN	✓	✗		✗
ABDUL HOLDEN	✗	✗		✓
ABDUL HOLDEN		✗		
ABDUL HOLDEN		✗		
ABDUL HOLDEN		✗		
ABDUL HOLDEN		✗		✗
ABDUL HOLDEN		✗		
ABDUL HOLDEN		✗		
ABDUL HOLDEN		✗		✗

Contact Information



Lisa Gibson, President

PHP TPA Services

lgibson@phpni.com

260-432-6690, ext. 270

